

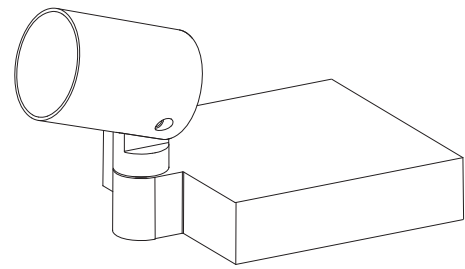
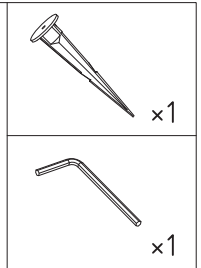
ANTHRALIGHT SOLAR SPOTLIGHT

When positioning your solar light please avoid locations where sunlight is obstructed by trees, foliage, buildings, fences or the shadows these create. A sunny South facing location is always best.

Please note that a poorly positioned solar light will struggle to work for long after dark.

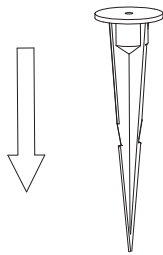


Please check box contents.



1

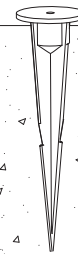
Make a hole by pushing the stake into the ground until the circular flange is just above ground level.



2

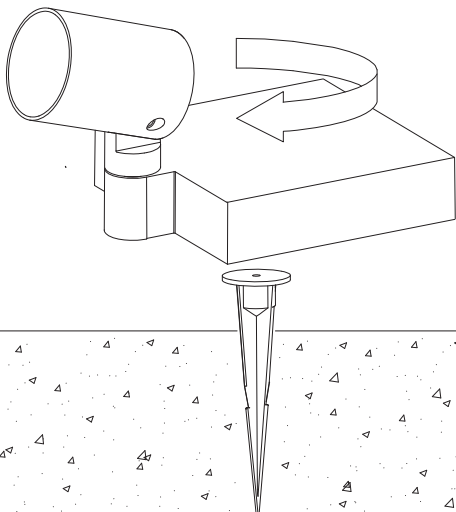
If the ground is too hard, pour water to soften it and make a hole using a strong metal object before driving your stake into that hole.

Please note that any damage caused to the stake or the light as a result of attempting to force them into hard ground is **not covered by your warranty**.



3

Raise the stake slightly and screw the light onto it. Now gently push the light back down into position.



4

Press and hold the power button for 5 seconds. The power button will illuminate blue once the light is switched on. The light will then turn on automatically after dark.



5